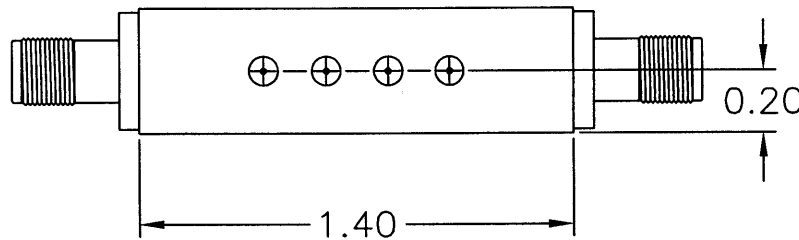
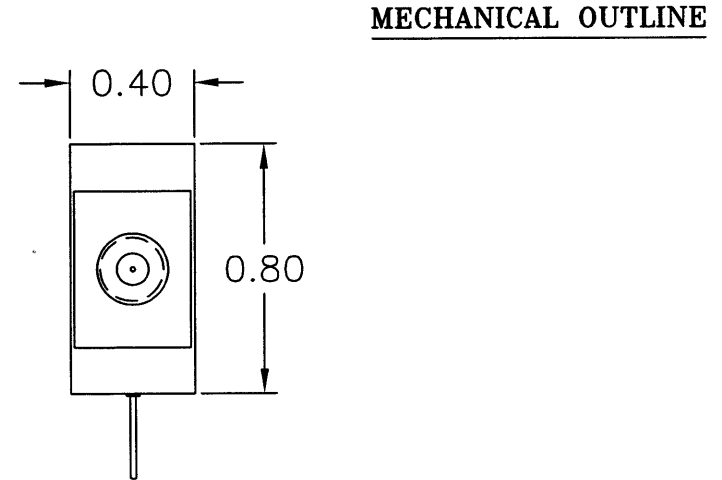
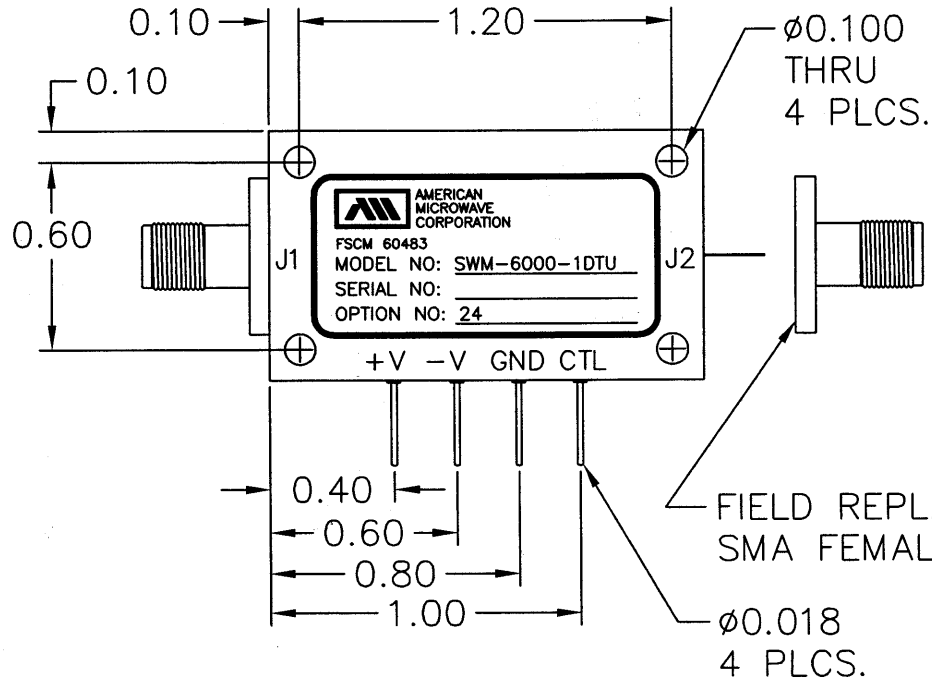


DESCRIPTION

AMC MODEL SWM-6000-1DTU OPTION: 24 IS AN ABSORPTIVE/NON-REFLECTIVE SINGLE POLE SINGLE THROW SWITCH DESIGNED TO OPERATE OVER THE 2.7 TO 3.3 GHz FREQUENCY RANGE WITH LOW INSERTION LOSS AND HIGH ISOLATION.

REVISIONS				
ZONE	REV.	DESCRIPTION	DATE	APPROVED
	-	ORIGINAL RELEASE JOB# 410257	1/17/05	



ALL DIMENSIONS ARE IN INCHES
TOLERANCES:
X.XX ±0.020
X.XXX ±0.010

AMERICAN MICROWAVE CORPORATION

7311-G GROVE ROAD
FREDERICK, MARYLAND 21704 USA
TEL: 301-662-4700 FAX: 301-662-4938
WEBSITE: www.americanmicrowavecorp.com
E-MAIL: sales@americanmicrowavecorp.com
ISO 9001:2000 CERTIFIED



APPROVALS		DATE	TITLE			REV.
DRAWN <i>JKM</i>		1/17/05	MECHANICAL OUTLINE SWM-6000-1DTU OPTION: 24 2.7 - 3.3 GHz SPST MMIC SWITCH			-
CHECKED			SIZE	FSCM NO.	DWG NO.	
ISSUED			A	60483	100-7291	
			SCALE	N:S	SHEET	2 OF 3

DESCRIPTION

AMC MODEL SWM-6000-1DTU OPTION: 24 IS AN ABSORPTIVE/NON-REFLECTIVE SINGLE POLE SINGLE THROW SWITCH DESIGNED TO OPERATE OVER THE 2.7 TO 3.3 GHz FREQUENCY RANGE WITH LOW INSERTION LOSS AND HIGH ISOLATION.

SPECIFICATIONS

- FREQUENCY RANGE: 2.7 - 3.3 GHz
- INSERTION LOSS: 3.0 dB MAXIMUM
- ISOLATION: 50 dB MINIMUM
- VSWR: 1.5:1
- RISE TIME: 3 nSec MAXIMUM
- FALL TIME: 3 nSec MAXIMUM
- DELAY ON: 20 nSec MAXIMUM
- DELAY OFF: 20 nSec MAXIMUM
- POWER INPUT: (CW)+26 dBm
- SURVIVAL POWER: 1 WATT CW, 10 WATTS PEAK 1 uSec
- CONTROL: TTL LOGIC "0" = INSERTION LOSS
TTL LOGIC "1" = ISOLATION
- POWER SUPPLY: +5V @ 40 mA MAXIMUM
-5V @ 40 mA MAXIMUM
- CONNECTORS:
RF: SMA FEMALE
CONTROL: SOLDER PIN
- SIZE: 1.40" x 0.80" x 0.40"
- WEIGHT: < 2.5 OZ

OPTIONS:

- 24: FREQUENCY RANGE 2.7 - 3.3 GHz

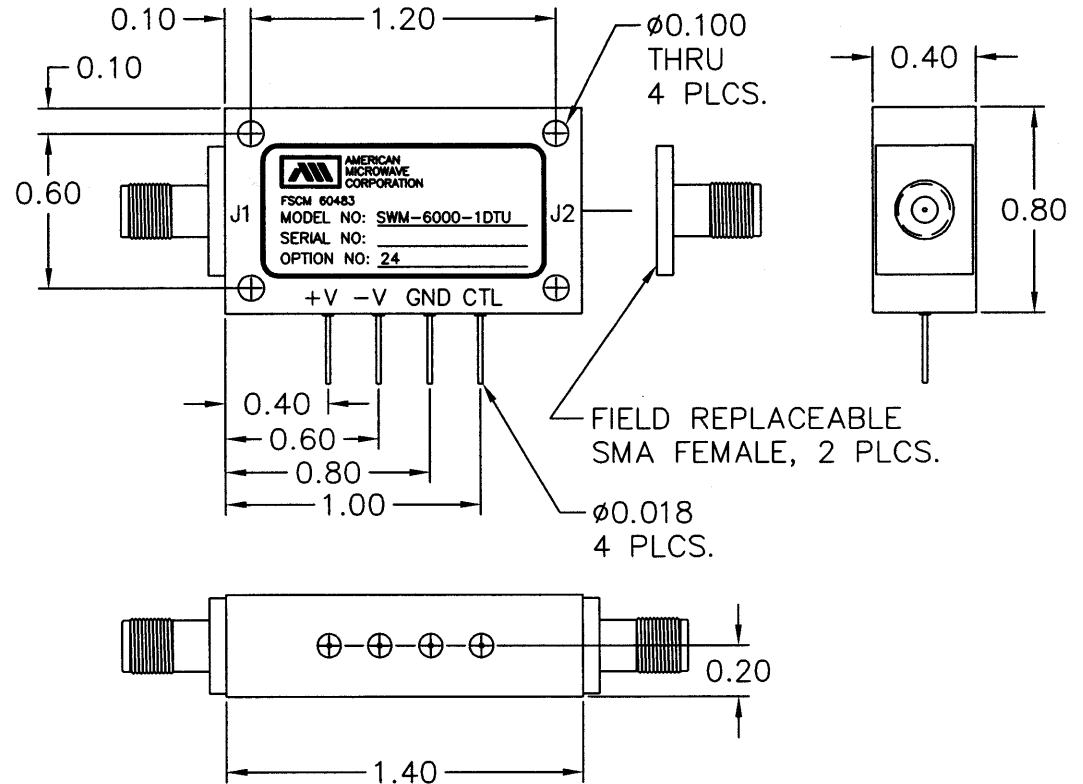
ENVIRONMENTAL RATINGS:

- TEMPERATURE: -55°C TO +95°C (OPERATING)
-65°C TO +125°C (STORAGE)
- HUMIDITY: MIL-STD-202F, METHOD 103B COND. B
- SHOCK: MIL-STD-202F, METHOD 213B COND. B
- VIBRATION: MIL-STD-202F, METHOD 204D COND. B
- ALTITUDE: MIL-STD-202F, METHOD 105C COND. B
- TEMPERATURE CYCLE: MIL-STD-202F, METHOD 107D COND. A

NOTE: SPECIFICATIONS WILL VARY OVER OPERATING TEMPERATURE
NOTE: THE ABOVE SPECIFICATIONS ARE SUBJECT TO CHANGE OR REVISION

ALL DIMENSIONS ARE IN INCHES
TOLERANCES:
X.XX ±0.020
X.XXX ±0.010

REVISIONS				
ZONE	REV.	DESCRIPTION	DATE	APPROVED
	-	ORIGINAL RELEASE JOB# 410257	1/17/05	



AMERICAN MICROWAVE CORPORATION

7311-G GROVE ROAD
FREDERICK, MARYLAND 21704 USA
TEL: 301-662-4700 FAX: 301-662-4938
WEBSITE: www.americanmicrowavecorp.com
E-MAIL: sales@americanmicrowavecorp.com
ISO 9001:2000 CERTIFIED



APPROVALS		DATE	TITLE			REV.
DRAWN <i>JCM</i>		1/17/05	PRODUCT FEATURE SWM-6000-1DTU OPTION: 24 2.7 - 3.3 GHz SPST MMIC SWITCH			-
CHECKED			SIZE	FSCM NO.	DWG NO.	
ISSUED			A	60483	100-7291	
			SCALE	N:S	SHEET	1 OF 3